



# TRG30RA V SERIES

## 30W SWITCHING ADAPTER



### Features

- \* Universal Input Range 90~264VAC
- \* Interchangeable AC Plugs
- \* Meets EN61204-3 Class B and CISPR/FCC Class B
- \* Continuous Short Circuit Protection
- \* Over Voltage Protection
- \* Meet CoC Tier 2 & DoE Level VI  
(Output Cable Length  $\leq$  1800mm)
- \* No Load Power Consumption < 75mW



### Ordering information

TRG30RAXXXV	- XX	E	XX	-	XX	-BK
Model No.	DC Plug Type	DC Cable Length and Type	Color of Overmold Case			
		01: 720mm	BE: Blue			
		02: 1220mm	GY: Gray			
		03: 1800mm	RD: Red			
		11: 720mm with Ferrite Core	PE: Purple			
		12: 1220mm with Ferrite Core	OE: Orange			
		13: 1800mm with Ferrite Core				
		* 18AWG / UL1185				
		* 16AWG / UL1185 for Vo: 5V, 9V				

MODEL	OUTPUT VOLTAGE	OUTPUT CURRENT	RIPPLE & NOISE NOTE 1	VOLTAGE ACCURACY NOTE 2	LINE REGULATION NOTE 3	LOAD REGULATION NOTE 4	% EFF. (Typ.) NOTE 5
TRG30RA050V	5 V	4.0 A	50mVp-p	±2%	±1%	±6%	83.69%
TRG30RA090V	9 V	3.0 A	90mVp-p	±2%	±1%	±3%	87.30%
TRG30RA120V	12 V	2.5 A	100mVp-p	±2%	±1%	±2%	87.70%
TRG30RA150V	15 V	2.0 A	100mVp-p	±2%	±1%	±2%	87.70%
TRG30RA180V	18 V	1.67 A	100mVp-p	±2%	±1%	±2%	87.70%
TRG30RA240V	24 V	1.25 A	100mVp-p	±2%	±1%	±2%	87.70%

## Specifications

### INPUT SPECIFICATIONS:

Voltage .....	90~264Vac
Frequency .....	47 to 63Hz
Input Current .....	0.8A max.
Inrush Current .....	Cold start@25°C 100A max. @240Vac
Leakage Current .....	0.25mA max

### OUTPUT SPECIFICATIONS:

Hold-up Time .....	10ms typ. @115Vac
Short Circuit Protection .....	Hiccup Mode Continuous(Auto Recovery)
Over Voltage Protection .....	Latch

### GENERAL SPECIFICATIONS:

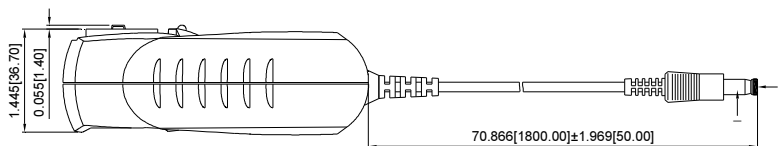
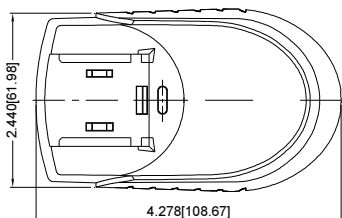
Isolation .....	Input to output (4,242VDC)
Operating Temperature .....	-20 ~ 60°C (see derating curve)
Storage Temperature .....	-20~85°C
Humidity .....	93% RH max. Non condensing
Cooling .....	Natural Convection
Switching Frequency .....	70KHz Typical
MTBF .....	MIL-HDBK-217F, GB, 25°C/115VAC ..... 200Khrs min.
Altitude .....	5000m
Dimensions .....	4.278x2.440x1.445 inches (108.67x61.98x36.70mm)
Weight .....	300g(0.66 Pounds)

### SAFETY AND EMC:

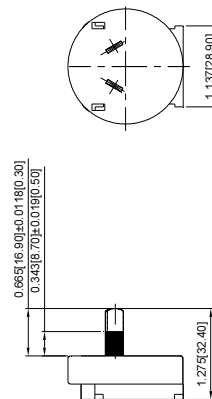
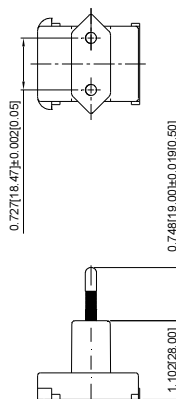
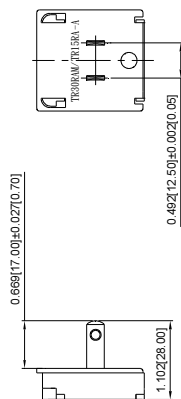
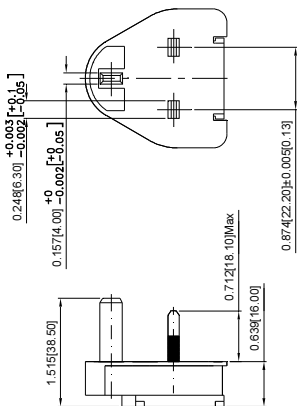
Emission and Immunity .....	EN61204-3, EN 61000-3-2, EN 61000-3-3 FCC CFR Title 47 Part 15 Subpart B
Safety .....	Class II, IEC60950-1, UL60950-1, EN60950-1

### Mechanical Specification

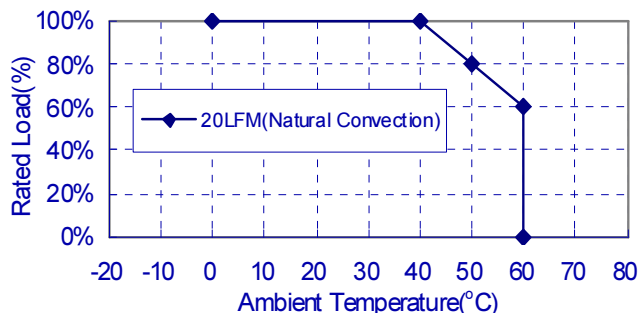
All Dimensions are in inches(mm)  
Tolerance: Inches: X.XXX±0.02  
Millimeters: X.XX±0.5



DC Plug type: V+ —●— V-  
DC Plug : Straight(φ 5.5 / φ 2.1) L12mm  
18AWG / 1800mm



## TRG30RA-V Series Derating Curve



### NOTE:

1. Add a 0.1uF ceramic capacitor and a 10uF E.L. capacitor to output for Ripple & Noise measuring @20MHz BW.
2. Voltage setpoint at 60% full load.
3. Line regulation is measured from 100Vac to 240Vac full load.
4. Load regulation is measured from 60% to full load and from 60% to 20% load (60% +/- 40% load).
5. Average Efficiency measured at 25%,50%,75%,100% load and input voltage is 115Vac / 230Vac.