




CFM40D/T SERIES

40W DUAL/TRIPLE OUTPUT AC-DC OPEN FRAME



Features

- * Universal Input Range 90~264Vac
- * 2" x 4" Size
- * Industry-Standard Pin Out
- * Efficiency to 81%
- * Short Circuit Protection
- * Meets EN61204-3 Class B and CISPR/FCC Class B
- * Approved IEC/EN/UL62368-1



MODEL	OUTPUT VOLTAGE	OUTPUT CURRENT(A)			RIPPLE (mVp-p)	VOLTAGE ACCURACY	LINE Reg.	LOAD Reg.	O/P Power Max.	(%) EFF. (Typ.)
		Min.	Rated	Max.						
CFM40D-01	5V(V1)	0.4	3.2	5.0	50	±3%	±1%	±3%	40.0W	80%
	12V(V2)	0.2	2.0	2.5	120	±4%	±2%	±5%		
CFM40D-02	5V(V1)	0.4	3.2	5.0	50	±3%	±1%	±3%	40.0W	81%
	24V(V2)	0.2	1.0	1.5	240	±4%	±2%	±5%		
CFM40T-01	5V(V1)	0.4	3.0	5.0	50	±3%	±1%	±3%	40.5W	78%
	12V(V2)	0.2	2.0	2.5	120	±4%	±2%	±5%		
	-5V(V3)	0	0.3	0.5	50	±3%	±1%	±1%		
CFM40T-02	5V(V1)	0.4	3.0	5.0	50	±3%	±1%	±3%	42.6W	78%
	12V(V2)	0.2	2.0	2.5	120	±4%	±2%	±5%		
	-12V(V3)	0	0.3	0.5	120	±3%	±1%	±1%		
CFM40T-03	5V(V1)	0.4	3.0	5.0	50	±3%	±1%	±3%	42.0W	78%
	15V(V2)	0.2	1.5	2.3	150	±4%	±2%	±5%		
	-15V(V3)	0	0.3	0.5	150	±3%	±1%	±1%		
CFM40T-04	5V(V1)	0.4	3.0	5.0	50	±3%	±1%	±3%	42.6W	78%
	24V(V2)	0.2	1.0	1.5	240	±4%	±2%	±5%		
	-12V(V3)	0	0.3	0.5	120	±3%	±1%	±1%		
CFM40T-05	5V(V1)	0.4	3.0	5.0	50	±3%	±1%	±3%	40.5W	78%
	24V(V2)	0.2	1.0	1.5	240	±4%	±2%	±5%		
	-5V(V3)	0	0.3	0.5	50	±3%	±1%	±1%		
CFM40T-06	5V(V1)	0.4	3.0	5.0	50	±3%	±1%	±3%	42.6W	78%
	24V(V2)	0.2	1.0	1.5	240	±4%	±2%	±5%		
	12V(V3)	0	0.3	0.5	120	±3%	±1%	±1%		
CFM40T-07	3.3V(V1)	0.4	5.0	7.0	100	±3%	±1%	±3%	30.0W	71%
	5V(V2)	0.2	2.0	3.5	100	±4%	±3%	±5%		
	-12V(V3)	0	0.3	0.5	120	±3%	±1%	±1%		

Specifications

INPUT SPECIFICATIONS:

Voltage 90~264Vac
 120~370Vdc
 Frequency 47 to 63Hz
 Inrush Current Cold Start@25°C 60A max. @240Vac
 Input Current 1A max. (RMS) @115Vac
 Leakage Current 3.5mA max.

OUTPUT SPECIFICATIONS:

Rated Power for Convection Cooling 40W (CFM40T-07, 30W)
 Maximum Power with 30 CFM Forced Air 50W (CFM40T-07, 40W)
 Holdup Time 20ms typ. @115Vac
 Short Circuit Hiccup Mode (Auto Recover)
 Over Voltage Protection CFM40D/T 6V on V1(5V)
 16V/20V/30V on V2(12V/15V/24V)
 Over Voltage Protection CFM40T-07 6V on V1 (3.3V), 9V on V2 (5V)
 Temperature Coefficient ±0.05%/°C

GENERAL SPECIFICATIONS:

Isolation Input to output = 4,242VDC
 Operating Temperature 0 ~ 70°C (see Derating Curve)
 Storage Temperature -20 ~ 85°C
 Humidity 93% RH max. Non-Condensing
 Cooling Natural Convection
 Switching Frequency 62.5KHz Typical
 MTBF MIL-HDBK-217F, GB, 25°C/115VAC 200Khrs min.
 Altitude 2000m
 Dimensions
 Open Frame Versions 4.000x2.000x1.224Inches(101.60x50.80x31.10mm)
 Covered Versions 4.606x2.480x1.575inches(117.00x63.00x40.00mm)
 Weight Open Frame versions ... 180g (0.40 Pounds)
 Covered versions 220g (0.49 Pounds)

SAFETY AND EMC:

Emission and Immunity EN55032 Class B, FCC Part 15 Class B
 EN61000-6-3, EN61000-3-2, EN61000-3-3
 EN55024, EN61204-3, EN61000-6-1
 Safety IEC/EN/UL62368-1, IEC/EN/UL60950-1

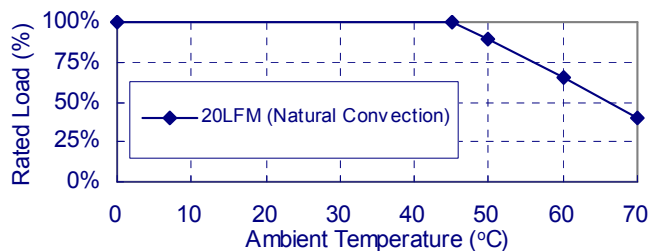
NOTE:

1. Voltage accuracy is set at full load and 25°C Ta.
2. Add a 0.1uF ceramic capacitor and a 10uF E.L. capacitor to output for ripple&noise measuring @20MHz BW.
3. Line regulation is measured from 100Vac to 240Vac with full load.
4. Load regulation is measured from 60% to 100% full load and from 60% to 20% full load (60% ±40% full load)
5. Input connector mates with Molex housing 09-50-3031 and Molex 2878 series crimp terminal.
6. Output connector mates with Molex housing 09-50-3061 and Molex 2878 series crimp terminal.
7. Safety approvals do not apply to the covered versions, only to the open-frame versions.

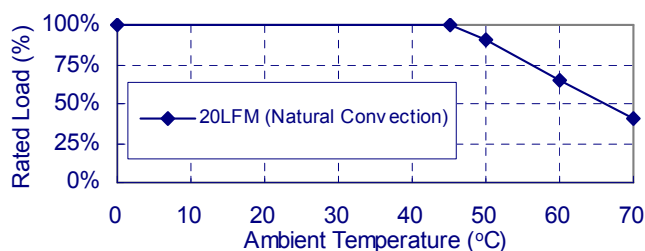
CFM40D/T Series Derating Curve

Open Frame versions:

CFM40D-01, 40D-02, 40T-01, 40T-02, 40T-03, 40T-04, 40T-05, 40T-06

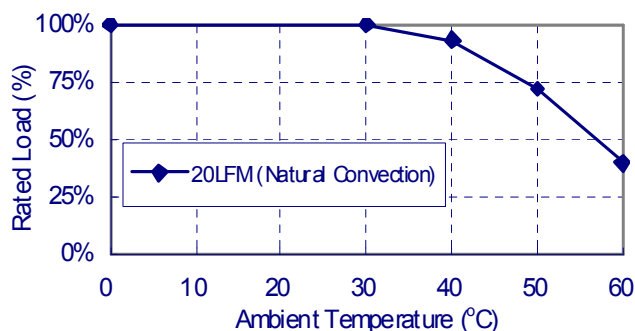


CFM40T-07

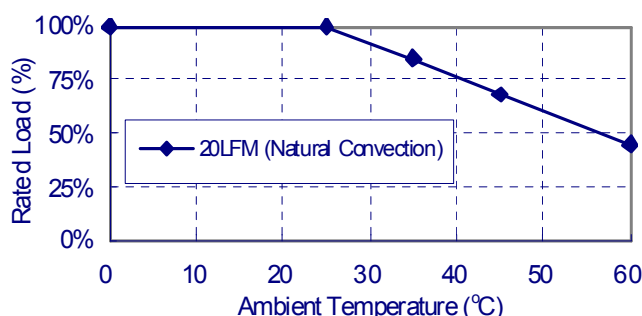


Covered versions: CFM40D/T-XX-CA

CFM40D-01, 40D-02, 40T-01, 40T-02, 40T-03, 40T-04, 40T-05, 40T-06



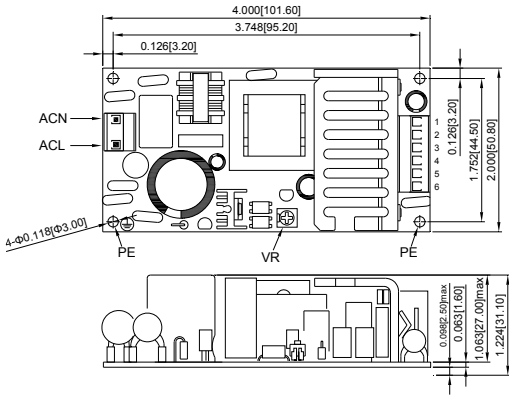
CFM40T-07



Mechanical Specification

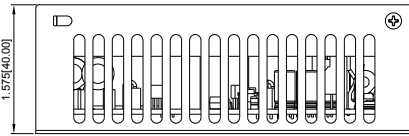
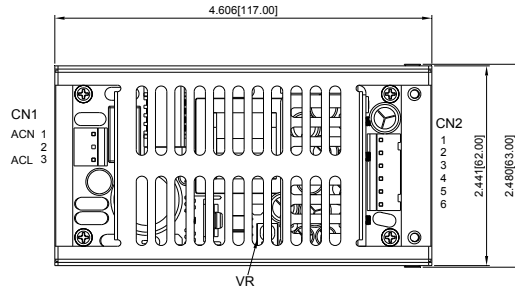
All Dimensions in Inches[mm]
 Tolerance Inches:x.xxx±0.02
 Millimeters:x.xx±0.5

CFM40D/T Open Frame



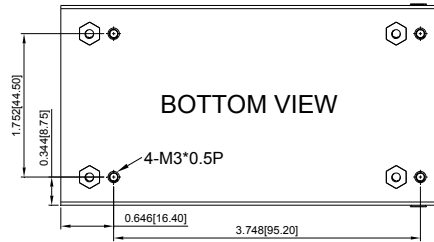
PIN CONNECTION	
Pin	Function
1	V2
2	V1
3	V1
4	GND
5	GND
6	V3

CFM40D/T with Cover



CN1

PIN CONNECTION	
Pin	Function
1	ACN
2	-
3	ACL



CN2

PIN CONNECTION	
Pin	Function
1	V2
2	V1
3	V1
4	GND
5	GND
6	V3

Typical at 25°C, nominal line and 75% load, unless otherwise Specified